



Z H O N E[™]

6218 CPE Mounting Bracket Installation Instructions

Document Number 6218-A2-ZN10-00

April 2006

The 6218 CPE mounting bracket can be used to fasten the CPE to a wall, or to the side or underside of a desk. There are two separate package bundles of the mounting bracket you can order. The following table indicates their quantities.

| Feature Number | Quantity |
|-----------------------|-----------------|
| 6218-F1-001 | 1 |
| 6218-F1-024 | 24 |

Placing the CPE in the Bracket

The CPE can be placed in the bracket only with the top of the CPE facing the inside of the bracket. Determine where you will mount the CPE, then place the CPE in the bracket only with the top of the CPE facing the bracket.

Installing the Bracket on a Wall or Desk

► Procedure

To attach the mounting bracket to a wall or to the side or underside of a desk:

1. Hold the CPE and bracket in the desired location and mark the hole positions.
2. In hardwood or steel surfaces, drill 5/64-inch (2-mm) pilot holes at the marked hole positions.
3. For vertical mounts, you must connect the cables to the CPE *before* fastening it to the wall or desk.
4. Fasten the bracket using the four supplied 1/2-inch #8 screws. Use screw anchors (not provided) in drywall or other soft materials.

Figure 1. The 6218 Mounting Bracket

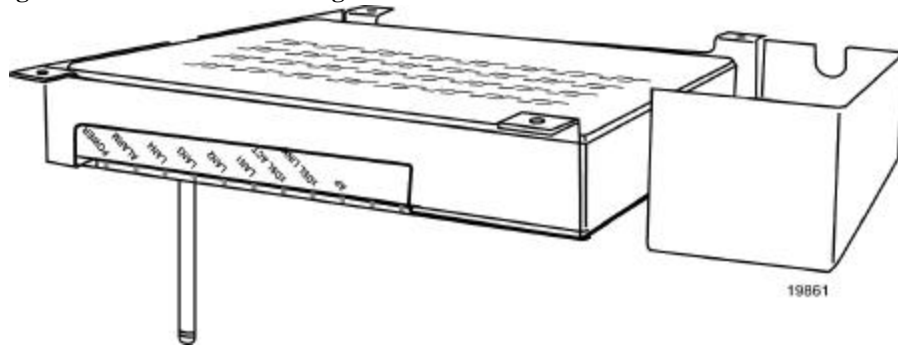


Figure 2. Fastening the Bracket

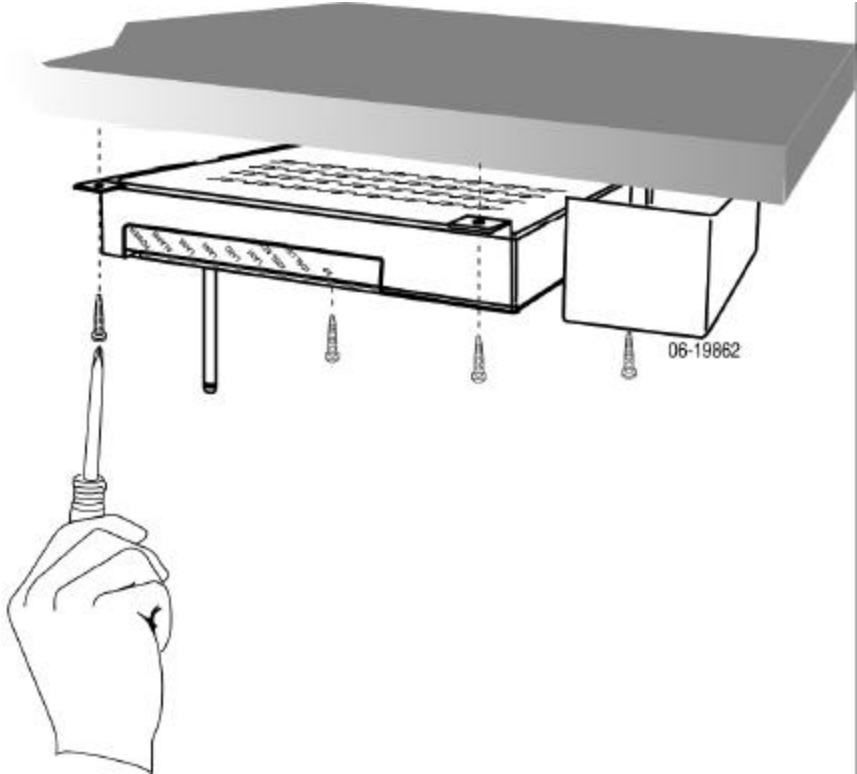
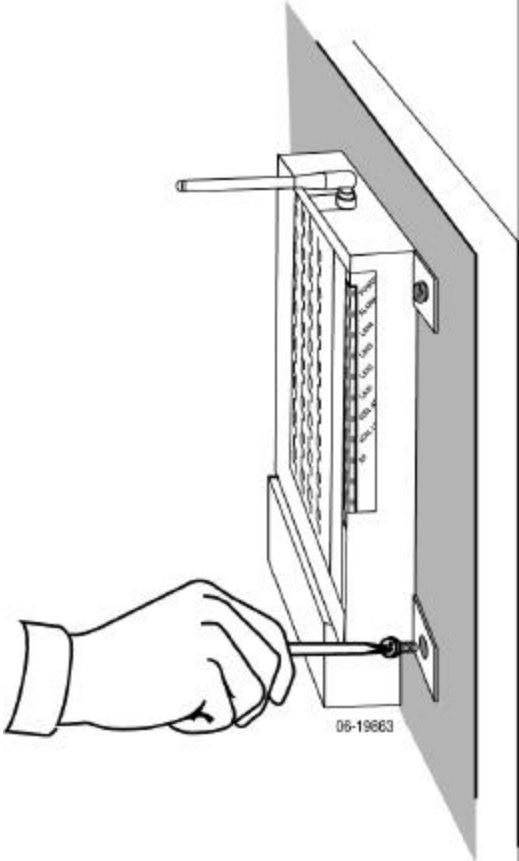


Figure 3. Fastening the Bracket Vertically



Document Feedback

We welcome your comments and suggestions about this document. Please mail them to Zhone Technologies@Zhone Way, 7001 Oakport Street, Oakland, CA 94621, USA, or send e-mail to support@zhone.com. You can also call 510-777-7000. Include the number and title of this document in your correspondence. Please include your name and phone number if you are willing to provide additional information.

Contacting Global Service and Support

Contact Global Service and Support (GSS) if you have any questions about this or other Zhone products. Before contacting GSS, make sure you have the following information:

- Zhone product you are using
- System configuration
- Software version running on the system
- Description of the issue

Technical support

If you require assistance with the installation or operation of your product, or if you want to return a product for repair under warranty, contact GSS. The contact information is as follows:

| | |
|---------------------------|------------------------------------------------------------------|
| E-mail | support@zhone.com |
| Telephone (North America) | 877-ZHONEY20 |
| Telephone (International) | 510-777-7133 |
| Internet | www.zhone.com/support |

If you purchased the product from an authorized dealer, distributor, Value Added Reseller (VAR), or third party, contact that supplier for technical assistance and warranty support.

Service requirements

If the product malfunctions, all repairs must be performed by the manufacturer or a Zhone-authorized agent. It is the responsibility of users requiring service to report the need for service to GSS.

Zhone Technologies

@Zhone Way

7001 Oakport Street

Oakland, CA 94621

USA

510.777.7000

www.zhone.com

info@zhone.com

COPYRIGHT 2000–2005 Zhone Technologies, Inc. All rights reserved.

This publication is protected by copyright law. No part of this publication may be copied, distributed, displayed, modified, transmitted, stored in a retrieval system, or translated without express written permission from Zhone Technologies, Inc.

Acculink, ADSL/R, Comsphere, DSL the Easy Way, ETC, Etherloop, FrameSaver, GrandSLAM, GrandVIEW, Hotwire, the Hotwire logo, iMarc, Jetstream, MVL, NextEDGE, Net to Net Technologies, OpenLane, Paradyne, the Paradyne logo, Performance Wizard, ReachDSL, StormPort, and TruePut are registered trademarks of Zhone Technologies, Inc.

BAN, Connect to Success, GigMux, Hotwire Connected, JetFusion, JetVision, MALC, MicroBurst, PacketSurfer, Quick Channel, Raptor, Reverse Gateway, SLMS, Spectrum Manager, StormTracker, Z-Edge, Zhone, ZMS, and the Zhone logo are trademarks of Zhone Technologies, Inc.

All other products names or service marks mentioned herein are the trademarks, trade names and service names of their respective owners.

Zhone Technologies makes no representation or warranties with respect to the contents hereof and specifically disclaims any implied warranties of merchantability, noninfringement, or fitness for a particular purpose. Further, Zhone Technologies reserves the right to revise this publication and to make changes from time to time in the contents hereof without obligation of Zhone Technologies to notify any person of such revision or changes.



6218-A2-ZN10-00

Copyright © 2006 Zhone-Technologies, Inc. Printed in U.S.A.